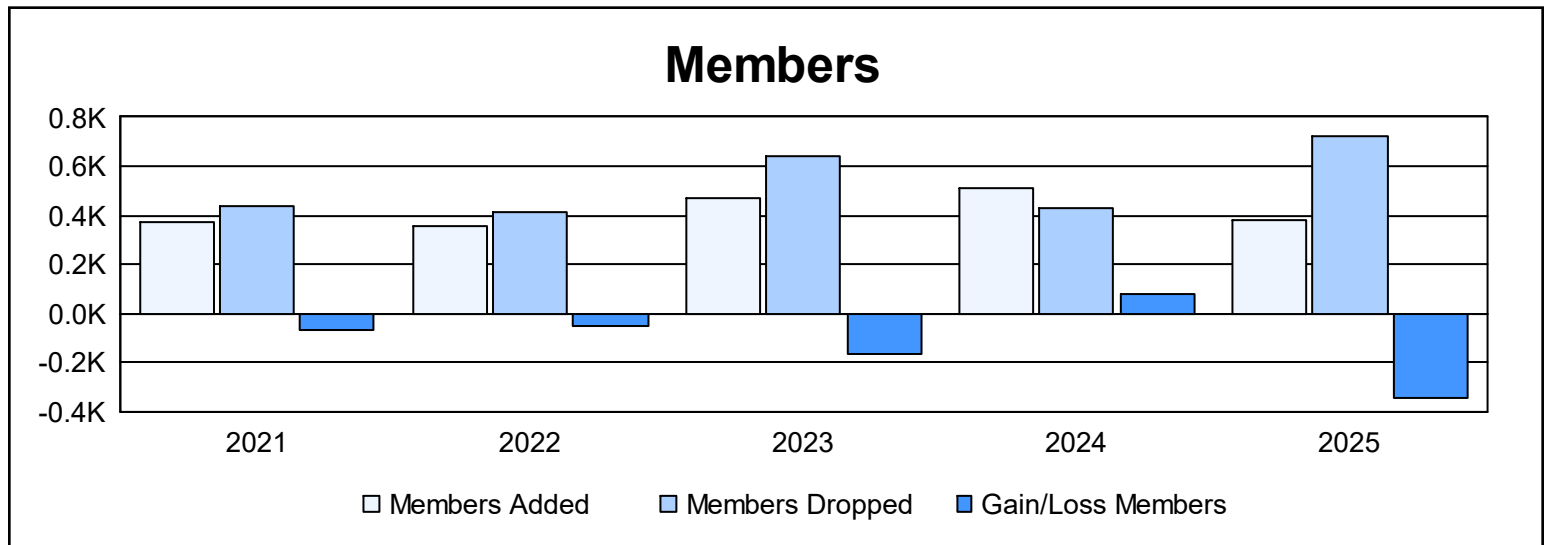
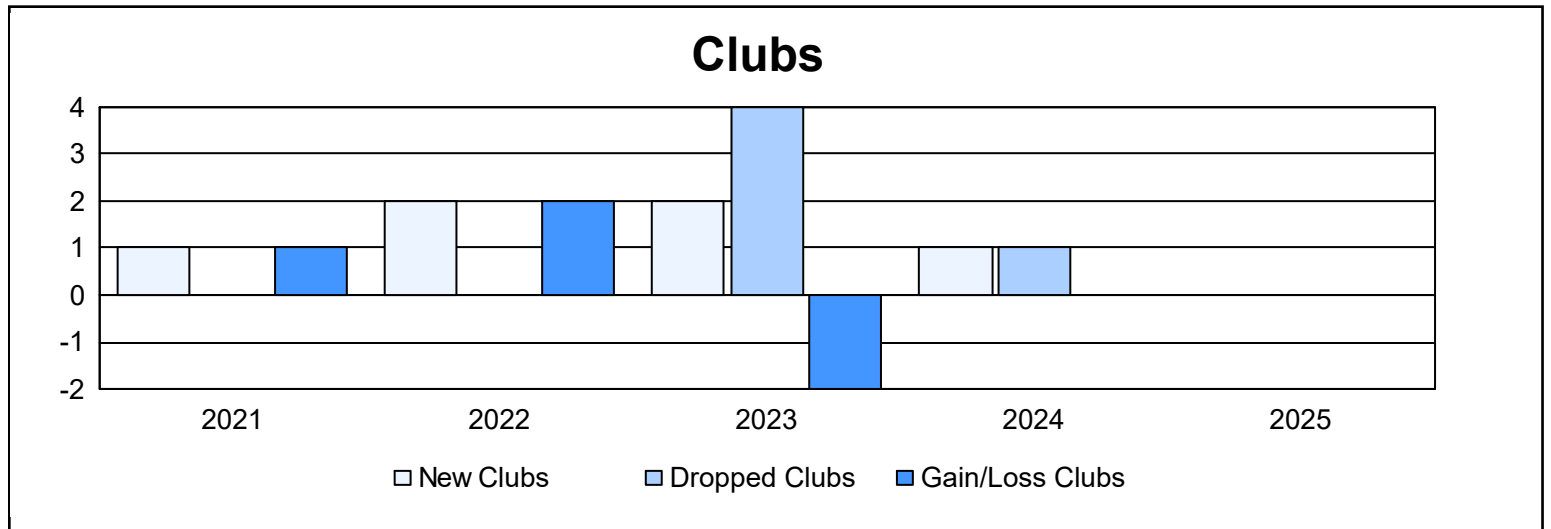
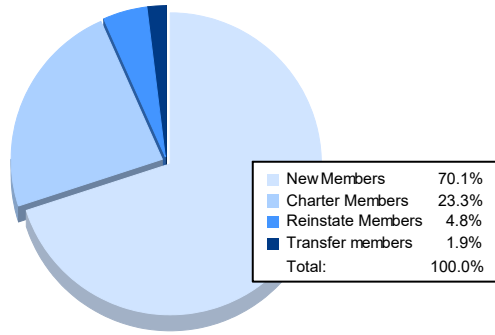


| Year | New Clubs | Dropped Clubs | Gain/ Loss Clubs | New Members | Charter Members | Reinstate Members | Transfer Members | Total Member Added | Total Members Dropped | Gain/ Loss Members |
|----------------|-----------|---------------|------------------|-------------|-----------------|-------------------|------------------|--------------------|-----------------------|--------------------|
| 2020-2021 | 1 | 0 | 1 | 324 | 27 | 18 | 2 | 371 | 436 | -65 |
| 2021-2022 | 2 | 0 | 2 | 277 | 66 | 15 | 1 | 359 | 410 | -51 |
| 2022-2023 | 2 | 4 | -2 | 403 | 52 | 16 | 2 | 473 | 642 | -169 |
| 2023-2024 | 1 | 1 | 0 | 450 | 30 | 25 | 3 | 508 | 426 | 82 |
| 2024-2025 | | | | 265 | 88 | 18 | 7 | 378 | 722 | -344 |
| Average | 2 | 1 | 0 | 344 | 53 | 18 | 3 | 418 | 527 | -109 |



Membership Composition June 2025 Cumulative



Gender Composition June 2025 Cumulative

